

Power Line.

Crown Battery's Complete Line of Deep Cycle Batteries.

The Power Behind Performance



People Who Put Performance Above Everything Else.

The Power. The Performance. The Productivity. The Best.

Since 1926 Crown Battery has responded to the “power” challenges and individual needs of industry leaders with the best available products and services in the field of heavy-duty commercial deep cycle batteries. A company-wide dedication to quality control and continual improvement has earned Crown Battery the highest quality and service rating in the industry.

An important part of Crown Battery’s long-term commitment includes creating value for our customers. That means partnering with our customers in North America – and around the world – to deliver advanced power solutions that give them the competitive edge. We strive to earn a reputation as a *partner of choice* and *deep cycle supplier of choice* in the global marketplace.



24DC95



27DC115



31DC130



CR-GC155



CR-215



CR-205




Tough Applications. Tougher Batteries...

High-performance Design Delivers More Performance, More Productivity with Less Maintenance.

Nobody builds them like Crown. Nobody.

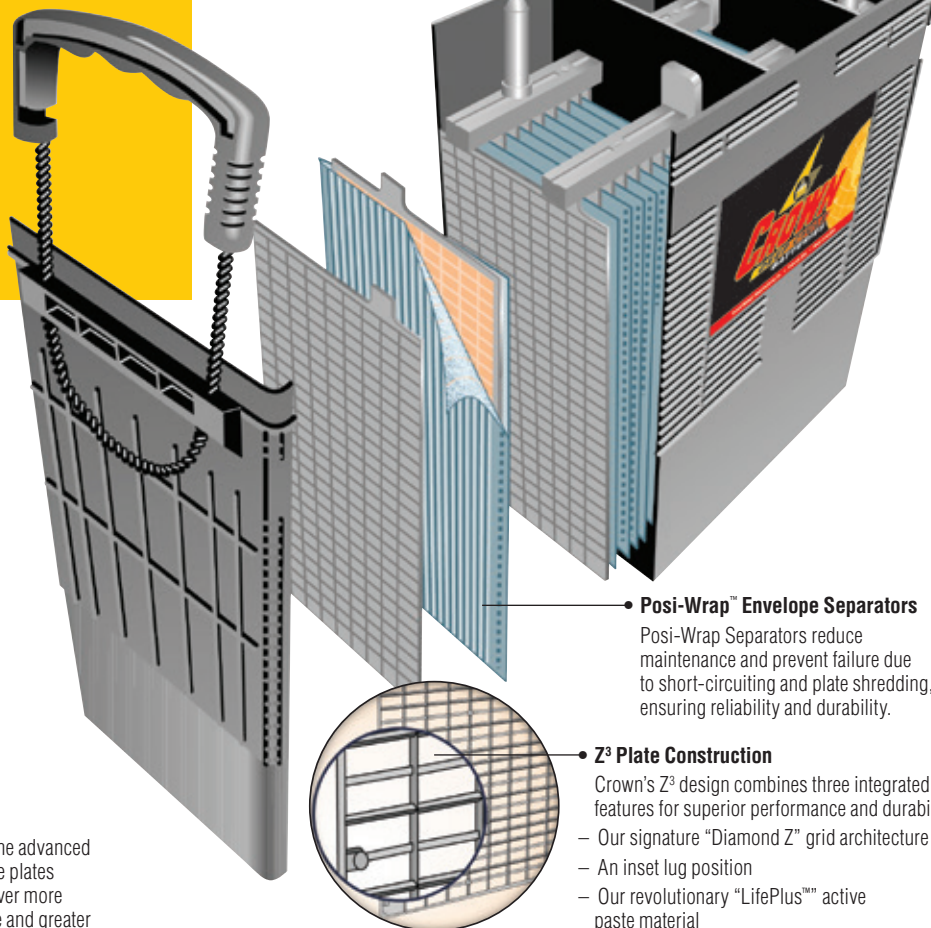
Because no one else has made the investment in people and facilities to do one thing: Build a better battery. Our modern high-performance deep cycle designs with advanced plate and internal construction are among the finest engineered batteries you'll find anywhere. And our advanced automated assembly processes consistently deliver best-available performance, reliability and return on investment. Combine all that with our proprietary PROeye™ and our low-maintenance container – features that make battery maintenance predictable and efficient – and you've got a battery that's going to last longer and perform like no other. Guaranteed.



PROeye™

No mess, no guess system for inspecting electrolyte levels that signals when watering is required.

Heat-sealed Case and Cover Design



Rigid Connectors

Heavy-duty TTP, COS and Post connectors deliver maximum electrical efficiency and durability.

X-TEND Container Design

X-Tend provides more electrolyte above the battery plates so batteries can perform longer between watering intervals, lowering preventive maintenance costs and improving overall ROI on your Crown Battery purchase.

Heavy-Duty Construction

Crown deep cycle batteries combine advanced features such as high-performance plates and solid-cast connections to deliver more machine uptime, less maintenance and greater charging efficiency.

Posi-Wrap™ Envelope Separators

Posi-Wrap Separators reduce maintenance and prevent failure due to short-circuiting and plate shredding, ensuring reliability and durability.

Z³ Plate Construction

Crown's Z³ design combines three integrated features for superior performance and durability.

- Our signature "Diamond Z" grid architecture
- An inset lug position
- Our revolutionary "LifePlus™" active paste material



CR-235

CR-165

CR-260

CR-250

CR-275

CR-305

CR-330

CR-390

CR-430

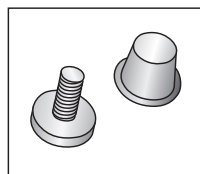
Crown Series 6, 8...12 Volt Heavy Duty Deep Cycle Batteries

Deep Cycle Product Specifications

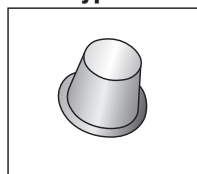
BCI Group	Model Description	Item Number	Volts	Electrical Capacity		RC Minutes	Inches			Millimeters			Available Terminal
				20 Hr Amp Hour	5 Hr Amp Hour		L	W	H	L	W	H	
COMMERCIAL DEEP CYCLE BATTERIES													
GC2	CR-205	D06205	6	205	170	105 / 75A	10.25	7.06	10.94	260	179	278	Standard
	CR-220	D06220	6	220	180	110 / 75A	10.25	7.06	10.94	260	179	278	Std / Type S
	CR-235	D06235	6	235	190	125 / 75A	10.25	7.06	10.94	260	179	278	Std / Type S
	CR-240	D06240	6	240	195	135 / 75A	10.25	7.06	10.94	260	179	278	Std / Type S
Euro GC	CR-E240	D06240E	6	240	195	135 / 75A	9.63	7.50	10.75	245	191	273	Type A
GC2H	CR-260	D06260	6	260	215	150 / 75A	10.25	7.06	11.63	260	179	295	Std / Type S
901	CR-250	D06250	6	250	200	140 / 75A	11.75	7.19	11.13	298	183	283	Standard
	CR-275	D06275	6	275	225	155 / 75A	11.75	7.19	11.13	298	183	283	Standard
902	CR-305	D06305	6	305	255	175 / 75A	12.19	7.19	14.13	310	183	359	Standard
	CR-330	D06330	6	330	270	190 / 75A	12.19	7.19	14.13	310	183	359	Standard
	CR-350	D06350	6	350	290	210 / 75A	12.19	7.19	14.13	310	183	359	Standard
903	CR-370	D06370	6	370	295	195 / 75A	12.38	7.19	16.13	314	183	410	Standard
	CR-390	D06390	6	390	310	215 / 75A	12.38	7.19	16.13	314	183	410	Standard
	CR-430	D06430	6	430	340	240 / 75A	12.38	7.19	16.13	314	183	410	Standard
GC8	CR-150	D08150	8	150	123	90 / 56A	10.31	7.06	10.82	262	179	275	Type S
	CR-165	D08165	8	165	140	117 / 56A	10.31	7.06	10.82	262	179	275	Type S
	CR-190	D08190	8	190	155	135 / 56A	10.31	7.06	10.82	262	179	275	Type S
24	24DC95	D12095	12	95	75	140 / 25A	10.88	6.75	9.38	273	171	235	Standard
27	27DC105	D12105	12	105	85	165 / 25A	12.63	6.75	9.38	321	171	235	Standard
	27DC115	D12115	12	115	95	180 / 25A	12.63	6.75	9.38	321	171	235	Standard
31	31DC130	D12130	12	130	105	200 / 25A	13.00	6.75	9.38	330	171	238	Standard
GC12	CR-GC150	DGC150	12	150	123	103 / 56A	12.92	7.06	10.53	328	179	267	Std / Type S
	CR-GC155	DGC155	12	155	125	110 / 56A	12.92	7.06	10.53	328	179	267	Std / Type S
920	CR-155	D12155	12	155	125	68 / 75A	13.63	6.75	12.00	346	171	305	Type A / Type S
921	CR-185	D12185	12	185	150	85 / 75A	15.50	7.00	14.63	394	178	372	Standard
	CR-195	D12195	12	195	160	100 / 75A	15.50	7.00	14.63	394	178	372	Standard
	CR-215	D12215	12	215	180	118 / 75A	15.50	7.00	14.63	394	178	372	Standard

Because Crown Battery is continually improving its products, specifications are subject to change without notice.

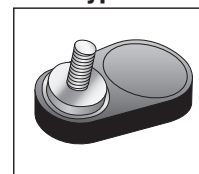
Standard



Type A



Type S



The Power Behind Performance



1445 Majestic Drive | P.O. Box 990
Fremont, OH 43420-0990 USA
+1-419-334-7181 | Fax +1-419-334-7124
www.crownbattery.com
sales@crownbattery.com

