






PV Panel Mount Capacity Chart

When placing an order, specify the mount model and panel size (example: UPM10X "A"). Note the quantity and type of panels you will be using and provide a spec sheet. Mounting post to be supplied by customer and all sizes refer to "A53 Schedule" pipe. To upgrade to a larger sized post than the standard size listed, please inquire. All panels are in **LANDSCAPE** orientation.

 Top of Pole Mount	Panel Size "A" up to 160 watts or Dimensions 26.5" X 59.5" 10.94 Sq.Ft. MAX	Panel Size "B" 165-205 watts or Dimensions 32.5" X 62.5" 14.10 Sq.Ft. MAX	Panel Size "C" 210 - 295 watts or Dimensions 39.5" X 65.5" 17.96 Sq.Ft. MAX	Panel Size "D" 300+ watts (72 cell) or Dimensions 39.2" X 77.1" 20.98 Sq.Ft. MAX
UPM 2X for 3" post SCH 80 only	3 modules 2 rails, 1 column	2 modules 2 rails, 1 column	2 modules 2 rails, 1 column	1 module 2 rails, 1 column
UPM 3X for 4" post SCH 40 or 80	3 modules 2 rails, 1 column	2 modules 2 rails, 1 column	2 modules 2 rails, 1 column	1 module 2 rails, 1 column
UPM 4X for 4" post SCH 40 or 80	4 modules 2 rails, 1 column	3 modules 2 rails, 1 column	N/A	2 modules 2 rails, 1 column
UPM 6X for 5" post SCH 40 or 80	6 modules 4 rails, 2 columns	4 modules 4 rails, 2 columns	4 modules 4 rails, 2 columns	N/A
UPM 6X Custom for 5" post SCH 40 or 80	N/A	N/A	3 modules 2 rails, 1 column	3 modules 2 rails, 1 column
UPM 8X for 6" post SCH 40 or 80	8 modules 4 rails, 2 columns	6 modules 4 rails, 2 columns	N/A	N/A
UPM 10X for 6" post SCH 40 or 80	10 modules 4 rails, 2 columns	8 modules 4 rails, 2 columns	6 modules 4 rails, 2 columns	4 modules 4 rails, 2 columns
UPM 10X HD for 6" post SCH 40 or 80, can upgrade to 8" post on request	12 modules 4 rails, 2 columns	10 modules 4 rails, 2 columns	8 modules 4 rails, 2 columns	6 modules 4 rails, 2 columns
UPM 12X HD 9 panels 8" post SCH 40 or 80, 10 panels 8" SCH 80 <u>only</u> . Can upgrade to 10" SCH 40 or 80 on request	Special Order Only	Special Order Only	9-10 modules 6 rails 3 columns of 3 or 3 columns of 3,4,3	N/A
UPM 12XHD Custom for 8" post SCH 80 <u>only</u> , can upgrade to 10" SCH 40 or 80 on request	Special Order Only	Special Order Only	Special Order Only	8 modules 4 rails 2 columns of 4
UPM 15X for 8" post SCH 80 <u>only</u> , can upgrade to 10" SCH 40 or 80 on request	Special Order Only	Special Order Only	12 modules 6 rails, 3 columns of 4	10 modules 6 rails, 3 columns of 3,4,3
UPM 18X for 8" post SCH 80 <u>only</u> , can upgrade to 10" SCH 40 or 80 on request	Special Order Only	Special Order Only	15 modules 6 rails, 3 columns of 5	12 modules 6 rails, 3 columns of 4
UPM 18XHD for 8" post SCH 80 <u>only</u> , can upgrade to 10" SCH 40 or 80 on request	N/A	N/A	N/A	12 modules 6 rails, 3 columns of 4

 Side of Pole Mount	<u>Panel Size "A"</u> up to 160 watts or Dimensions 26.5" X 59.5" 10.94 Sq.Ft. MAX	<u>Panel Size "B"</u> 165-205 watts or Dimensions 32.5" X 62.5" 14.10 Sq.Ft. MAX	<u>Panel Size "C"</u> 210 - 295 watts or Dimensions 39.5" X 65.5" 17.96 Sq.Ft. MAX	<u>Panel Size "D"</u> 300+ watts (72 cell) or Dimensions 39.2" X 77.1" 20.98 Sq.Ft. MAX
SOP-K for 3" post SCH 40 or 80, can upgrade to a 4" post on request	1 module	1 module	NA	NA
SOP-X for 3" post SCH 40 or 80, can upgrade to a 4" post on request	NA	NA	1 module	1 module
SOP-S for 3" post SCH 40 or 80, can upgrade to a 4" post on request	2 modules	NA	NA	NA
SOP-Y for 4" post SCH 40 or 80 or upgrade to larger on request	NA	2 modules	2 modules	2 modules
 Roof/Ground Mount	<u>Panel Size "A"</u> up to 160 watts or Dimensions 26.5" X 59.5" 10.94 Sq.Ft. MAX	<u>Panel Size "B"</u> 165-205 watts or Dimensions 32.5" X 62.5" 14.10 Sq.Ft. MAX	<u>Panel Size "C"</u> 210 - 295 watts or Dimensions 39.5" X 65.5" 17.96 Sq.Ft. MAX	<u>Panel Size "D"</u> 300+ watts (72 cell) or Dimensions 39.2" X 77.1" 20.98 Sq.Ft. MAX
Z-Brackets 4 feet no rails or braces	1 Module	1 Module	1 Module	1 Module
RV Rails 4 feet & rails no braces	2 Modules	2 Modules	2 Modules	2 Modules
S-Rail Single 4 feet, 2 rails, 2 braces	1 Module	1 Module	1 Module	1 Module
S-Rail 4 feet, 2 rails, 2 braces	2 Modules	2 Modules	2 Modules	2 Modules

New modules come on the market all the time with different wattage, mounting hole spacing and frame dimensions. This chart gives an approximate guideline of how many modules fit on our mounts. If you find that you have a panel that has wattage specified in one size category, and dimensions that fit in a different size category, go with the mount that fits the **dimensions** of the panel.

To calculate square footage, multiply frame width by frame height (in inches) and divide that by 144. This will equal your panel square footage. NOTE: millimeters divided by 25.4 = inches.

All mounting poles for post mounts are to be supplied by customer - note size required. Post mounts are built to go on "A53 Schedule" pipe. This is the most common type of pipe and is readily available in most steel yards. The **Outside Diameter** of the pipe is larger than the SCH size indicates. The OD is the critical measurement for our sockets to fit correctly on the mounting post.

3" schedule pipe = 3 1/2" OD 4" schedule pipe = 4 1/2" OD 5" schedule pipe = 5 9/16" OD
 6" schedule pipe = 6 5/8" OD 8" schedule pipe = 8 5/8" OD 10" schedule pipe = 10 3/4" OD