


MultiPlus-II Inverter/Charger 48/3000/35-50

120 V

[▶ Victron online product page](#)

<https://ve3.nl/6H>



A MultiPlus, plus ESS (Energy Storage System) functionality

The MultiPlus-II is a multifunctional inverter/charger with all the features of the MultiPlus, plus an external current sensor option which extends the PowerControl and PowerAssist function to 100A.

PowerControl and PowerAssist - Boosting the capacity of the grid or a generator

A maximum grid or generator current can be set. The MultiPlus-II will then take account of other AC loads and use whatever is extra for battery charging, thus preventing the generator or grid from being overloaded (PowerControl function).

PowerAssist takes the principle of PowerControl to a further dimension. Where peak power is so often required only for a limited period, the MultiPlus-II will compensate insufficient generator, shore or grid power with power from the battery. When the load reduces, the spare power is used to recharge the battery.

Solar energy: AC power available even during a grid failure

The MultiPlus-II can be used in off grid as well as grid connected PV and other alternative energy systems. It is compatible with both solar charger controllers and grid-tie inverters.

Two AC Outputs

The main output has no break functionality. The MultiPlus-II takes over the supply to the connected loads in the event of a grid failure or when shore/generator power is disconnected. This happens so fast (less than 20 milliseconds) that computers and other electronic equipment will continue to operate without disruption.

The second output is live only when AC is available on the input of the MultiPlus-II. Loads that should not discharge the battery, like a water heater for example, can be connected to this output.

Virtually unlimited power thanks to parallel, split phase and three phase operation

Up to 6 Multis can operate in parallel to achieve higher power output. Six 48/3000/35 units, for example, will provide 15 kW / 18 kVA output power with 210 Amps charging capacity.

In addition to parallel connection, two units of the same model can be connected for a 240V split phase output, and three units of the same model can be configured for three phase output. But that's not all: up to 6 sets of three units can be parallel connected per phase.

On-site system configuring, monitoring and control

Settings can be changed in a matter of minutes with VEConfigure software (computer or laptop and MK3-USB interface needed).

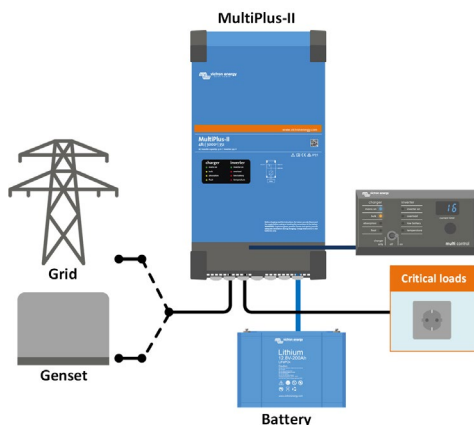
Several monitoring and control options are available: Color Control GX, Venus GX, Octo GX, CANvu GX, laptop, computer, Bluetooth (with the optional VE.Bus Smart dongle), Battery Monitor, Digital Multi Control Panel.

Remote configuring and monitoring

Install a Color Control GX or other GX product to connect to the internet.

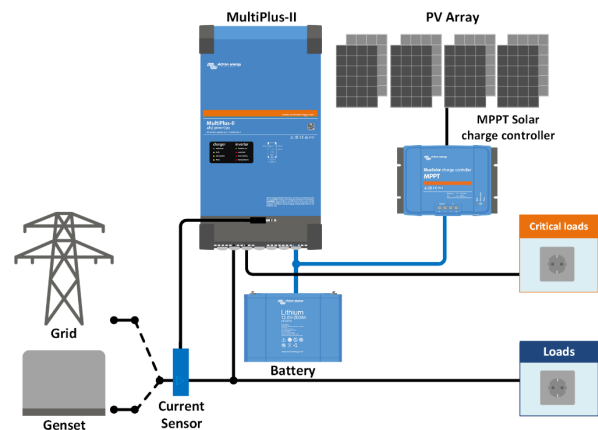
Operational data can be stored and displayed on our VRM (Victron Remote Management) website, free of charge.

When connected to the internet, systems can be accessed remotely, and settings can be changed.




Standard marine, mobile or off-grid application

Loads that should shut down when AC input power is not available can be connected to a second output (not shown). These loads will be taken into account by the PowerControl and PowerAssist function in order to limit AC input current to a safe value when AC power is available.



Grid parallel topology with MPPT solar charge controller

The MultiPlus-II will use data from the external AC current sensor (must be ordered separately) or power meter to optimise self-consumption and, if required, to prevent grid feed. In case of a power outage, the MultiPlus-II will continue to supply the critical loads



Color Control Panel (CCGX)

Provides intuitive system control and monitoring
Besides system monitoring and control the CCGX enables access to our free remote monitoring website: the VRM Online Portal



VRM Portal

Our free remote monitoring website (VRM) will display all your system data in a comprehensive graphical format. System settings can be changed remotely via the portal. Alarms can be received by e-mail.



VRM app

Monitor and manage your Victron Energy system from your smart phone and tablet. Available for both iOS and Android.



VE.Bus Smart Dongle

Measures battery voltage and temperature and allows monitoring and control with a smart phone or other Bluetooth enabled device.



Connection Area



Current sensor 100A:50mA

To implement PowerControl and PowerAssist and to optimize self-consumption with external current sensing.

Maximum current: 100A.
Length of connection cable: 1 m. or 5m.



Digital Multi Control Panel

A convenient and low-cost solution for remote monitoring, with a rotary knob to set PowerControl and PowerAssist levels.

MultiPlus-II 120V	48/3000/35-50
PowerControl & PowerAssist	Yes
Transfer switch	50A
Maximum AC input current	50A
INVERTER	
DC Input voltage range	38 – 66 V
Output	Output voltage: 120 VAC ± 2% Frequency: 60 Hz ± 0,1% (1)
Cont. output power at 25°C (3)	3000 VA
Cont. output power at 25°C	2400 W
Cont. output power at 40°C	2200 W
Cont. output power at 65°C	1700 W
Maximum apparent feed-in power	2500 VA
Peak power	5500 W
Maximum efficiency	93%
Zero load power	13 W
Zero load power in AES mode	9 W
Zero load power in Search mode	3 W
CHARGER	
AC Input	Input voltage range: 90-140 VAC Input frequency: 45 – 65 Hz
Charge voltage 'absorption'	57,6 V
Charge voltage 'float'	55,2 V
Storage mode	52,8 V
Maximum battery charge current (4)	35 A
Battery temperature sensor	Yes
GENERAL	
Auxiliary output	Yes (50 A)
External AC current sensor (optional)	100 A
Programmable relay (5)	Yes
Protection (2)	a – g
VE.Bus communication port	For parallel, split phase and three phase operation, remote monitoring and system integration
General purpose com. port	Yes, 2x
Remote on-off	Yes
Operating temperature range	-40 to +65°C (fan assisted cooling)
Humidity (non-condensing)	max 95%
ENCLOSURE	
Material & Colour	Steel, blue RAL 5012
Protection category	IP22
Battery-connection	M8 bolts
230 V AC-connection	Screw terminals 13 mm ² (6 AWG)
Weight	19 kg
Dimensions (hwxwd) mm	536 x 275 x 147
STANDARDS	
Safety	EN-IEC 60335-1, EN-IEC 60335-2-29, EN 55014-1, EN 55014-2
Emission, Immunity	EN-IEC 61000-3-2, EN-IEC 61000-3-3 IEC 61000-6-1, IEC 61000-6-2, IEC 61000-6-3
Uninterruptible power supply	Please consult the certificates on our website.
1) Can be adjusted to 50 Hz	3) Non-linear load, crest factor 3:1
2) Protection key: a) output short circuit b) overload c) battery voltage too high d) battery voltage too low e) temperature too high f) 230 VAC on inverter output g) input voltage ripple too high	4) At 75°F / 25°C ambient 5) Switches off when no external AC source available 6) Programmable relay which can be set for general alarm, DC under voltage or genset start/stop function. AC rating: 120V / 4A, DC rating: 4A up to 35VDC and 1A up to 60VDC 7) A.o. to communicate with a Lithium Ion battery